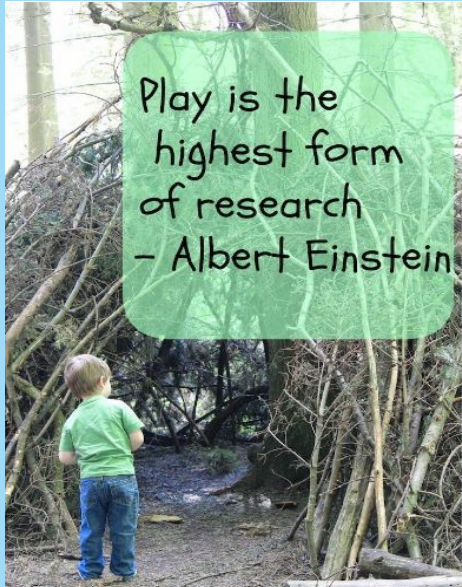


'6 AND A BIT WEEKS IN'

**Welcome to Early Years at Billingshurst Primary  
Academy.**

# OUR AIM OF THE MORNING...


We know that most children will come home and tell you that they have played all day, or they will tell you what they have eaten for lunch, therefore...



**We aim this morning to give you a better understanding of what your children are learning at school, and how best to support this learning at home.**

# WHAT THE CHILDREN HAVE BEEN LEARNING SO FAR...

- How to be a good classmate.
- How to listen to others, both adults and children.
- They have been learning about our class and school expectations.
- They have been looking at our schools Golden Rules.
- We have been exploring our emotions and how we can talk about them



# A DAY IN THE LIFE OF AN EARLY YEARS CHILD...

8.40 - 8.55 - Funky Finger activities

8.55- Register

9.00-9.15 - Drawing Club

9.15-10.30 - Explore and Learn Time

10.30-10.45 - Maths

10.45 - 11.35 - Explore and Learn Time

11.35 - 11.50 - Talk time

12.00 - 1.00 - Lunchtime and play time

1.00 - Register

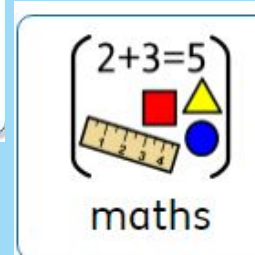
1.05-1.20 - Phonics

1.20 - 2.40 - Explore and Learn Time

2.40 -3.00 - Story time

3.00 - Getting ready for home

3.10 - Home time



# EXPLORE AND LEARN

In Early Years this is one of the MOST important areas of learning, this is why it is so present in our timetable.

# WHAT IS EXPLORE AND LEARN...

This is the time the children get to access their learning independently.

Play based learning is where children are more confident, happier to try new things, they practise new skills and are able to create more complicated games and ideas.



# WHAT EXPLORE AND LEARN TIME CAN LOOK LIKE...



PHONICS IN EARLY YEARS...



# PHONICS AT BILLINGSHURST PRIMARY ACADEMY




We use the accredited scheme Read Write Inc.

Throughout Early Years and Key Stage 1 children have a Phonics lesson every day.

In Early Years we start by learning single letter sounds, 1 letter sound a day.

When these letter sounds are secure the children will start to learn to combine these letters to read words.



# PHONICS AT BILLINGSHURST PRIMARY ACADEMY



Fred the Frog, or Fred Fingers, plays an important role in our Read Write Inc lessons.

Fred is only able to speak in sounds, not whole words. We call this Fred Talk.

For example, Fred would say 'm-a -t' we would say 'mat'.

Fred talk helps children read unfamiliar words by pronouncing each sound in the word one at a time

# PHONICS AT BILLINGSHURST PRIMARY ACADEMY

When children are secure in the set 1 sounds, and are able to blend words they will start to read our 'green words'.

These are words that can be decoded.

The children will then start to bring books home.

Children start by looking at blending books, where they will look at one word at a time, then they move onto 'ditties' and then books.

# WHAT YOU CAN DO AT HOME TO SUPPORT READING...



1. Use pure sounds rather than letter names.
2. Use Fred Talk to help your child to read and spell words.
3. Listen to your child read their Storybook every day
4. Read stories to your child every day.

ANY QUESTIONS?


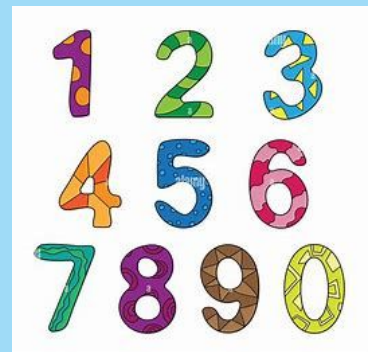
MATHS IN EARLY YEARS ...

# WHAT DOES MATHS LOOK LIKE...

The children learn mathematical skills through a number of ways:

- PLAY and self-discovery through the planned environment
- Talk -asking questions, listening to others
- Thinking
- Problems solving
- Using manipulatives
- Real life learning

In Early Years we look at working towards Mastery of number, and children having a deeper understanding of number, what it means, what it looks like, how it can be etc.



# HOW TO SUPPORT YOUR CHILD AT HOME...

## **Going Shopping -**

Children can recognise numerals, read price tags, count how many items they need, look at how many pennies they need.

## **Games -**

Games such as snap, snakes and ladders, connect 4, uno, or anything that uses a dice.

## **Out and about -**

Recognising and spotting numbers in the environment, for example door numbers, bus numbers or car registration plates.

## **Food -**

You can with your child do some baking, looking at recipes, counting out how many items go on peoples plate



ANY QUESTIONS?

DRAWING CLUB...

# WHAT IS DRAWING CLUB?

This is how we get the children writing but through exciting and interesting books, codes and adventure.

3 Ms - Making conversations, Mark making, mathematics.

## A week in drawing club -

Book introduction

Vocabulary

Character drawing, including secret codes

Setting drawing, including secret codes

Adventure drawing x 2, including secret codes



# HOW TO SUPPORT WRITING AT HOME...

- Give lots of opportunities to mark make
- Remind your child to think about their 'fred fingers'.
- Write things together, children love to see their grown ups involved in their learning.



ANY QUESTIONS?

# COMMUNICATION AND COMMUNITY!

**This is an area as a school we are continuing to  
work on and improve.**

# WAYS WE ARE GOING TO COMMUNICATE

- Weekly Early Years Newsletter
- WOW moments - these will be emailed out, and each teacher will have some, please fill them in at home for anything Amazing your child does and give it to their class teacher to celebrate and put in the learning journals.
- Open afternoons - keep an eye out for dates in the whole school newsletter, we are aiming to have these half termly on the last week before we break up.
- Termly next steps documents sent home (before christmas, before easter and then end of year report) - these are new and will just give a small update to the parents of children in Early years

# SOMETHING TO LOOK FORWARD TO...

- Finally we would like to introduce games mornings.
- These will be starting in the spring term. (January 2025, but more information will be coming out about this)
- Friday mornings, 8.40-8.55.
- These mornings will be a chance for you to come in and play games with your child in class, one week will be literacy based games and the next will be maths games.